



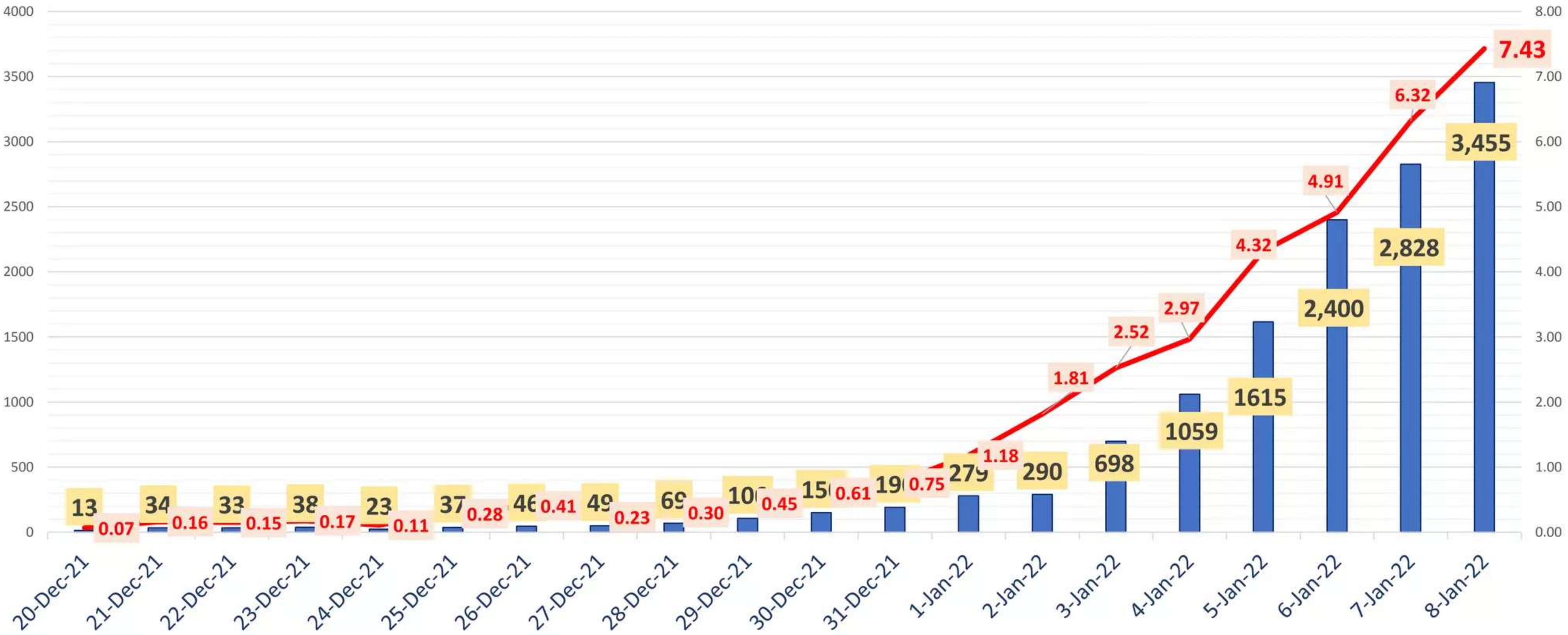
COVID-19 SITUATION IN CHHATTISGARH

09 January 2022

Department of Health and Family Welfare

Government of Chhattisgarh

Daily Cases and Positivity Chhattisgarh

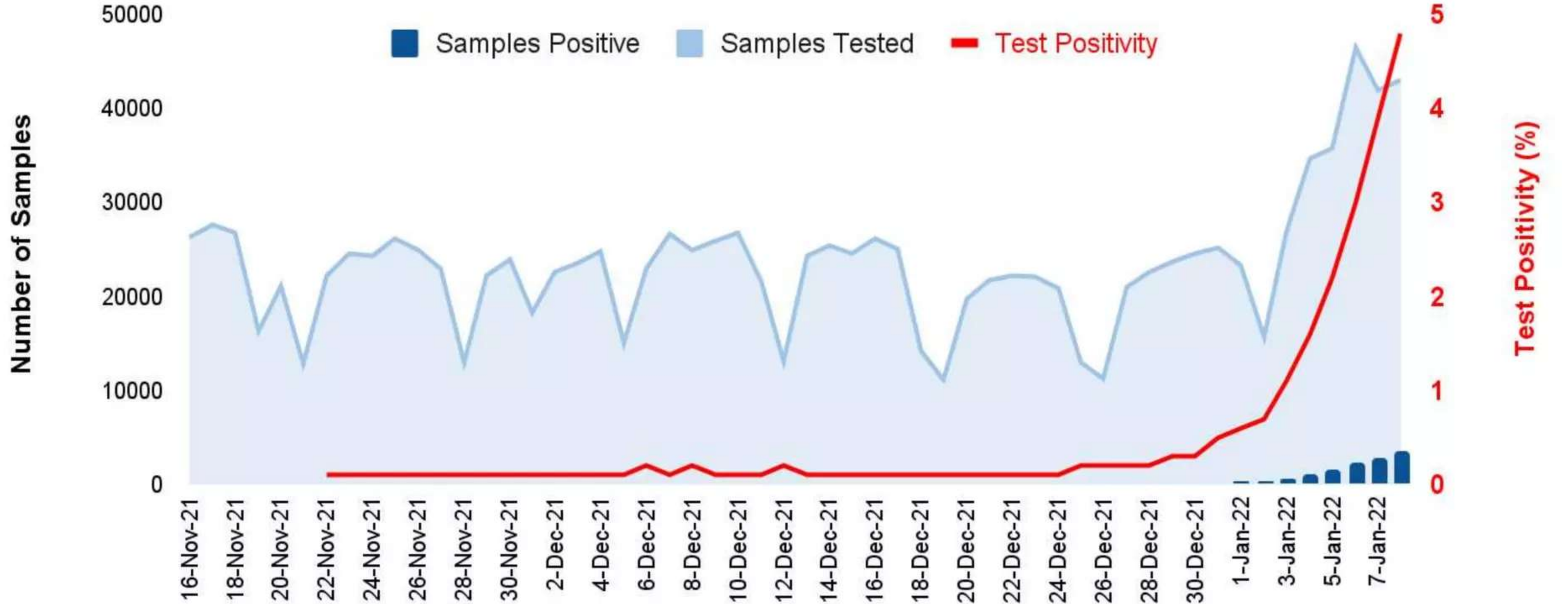


Key Indicators : Chhattisgarh

	Start Date	2-Jan-22	26-Dec-21	19-Dec-21
	End Date (Indicators as on)	8-Jan-22	1-Jan-22	25-Dec-21
1	Incidence per million in the previous 2 weeks	449	37	13
2	Percentage change in incidence in the last week	1288.6	346.7	4.2
3	Test Positivity (%)	4.8	0.6	0.2
4	CFR in the last 2 weeks	0.1	0.6	0.8
5	Death per million in the last 2 weeks	1	0	0
6	Doubling time, in days	3	9	27

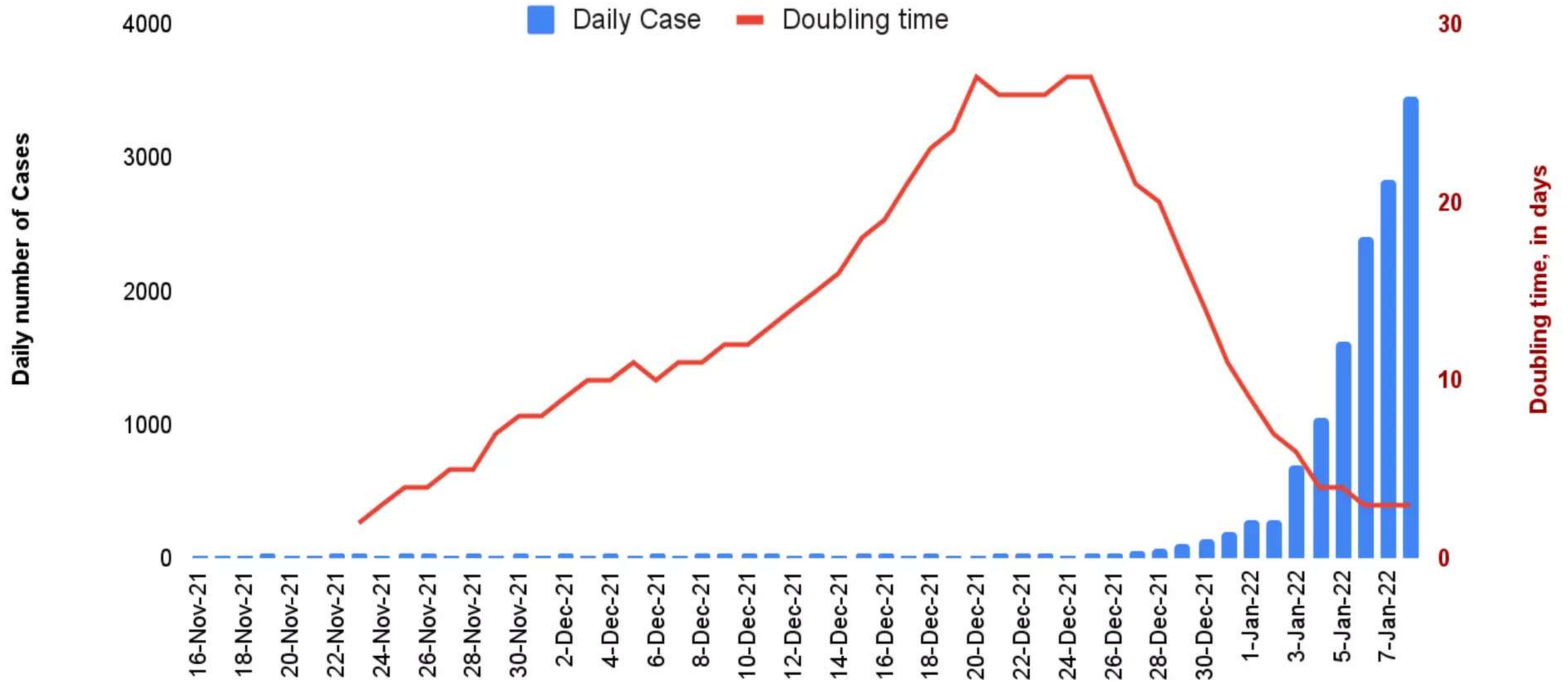
State	CHATTISGARH
Analysis as on	8-Jan-22

Number of Samples tested, positive & positivity % by date



State	CHATTISGARH
Analysis as on	8-Jan-22

Doubling Time, in days, based on 7-day growth rate



District-wise positivity

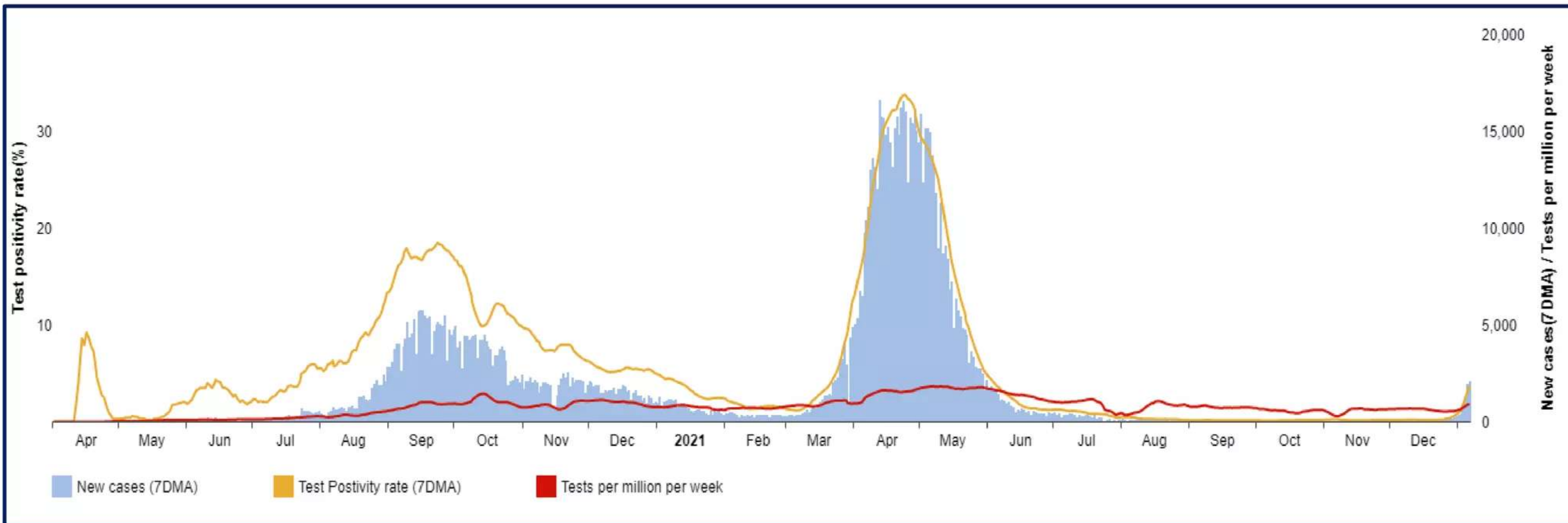
DISTRICTS	Positivity (as on 08 Jan' 22)	Positivity (last 2 weeks)
Durg	18.9	7.1
Rajnandgaon	2.4	1.2
Balod	1.8	0.4
Bemetara	0.8	0.3
Kabeerdham	0.9	0.5
Raipur	15	7.9
Dhamtari	2.6	1
Baloda Bazar	1.3	0.6
Mahasamund	0.4	0.5
Gariyaband	1.3	0.4
Bilaspur	9.8	5.4
Raigarh	18.3	6.6
Korba	22.4	6.3
Janjgir - Champa	9.8	3

District-wise positivity

DISTRICTS	Positivity (as on 08 Jan' 22)	Positivity (last 2 weeks)
Mungeli	1.5	0.5
GPM	0.6	1
Surguja	2.7	1.5
Koriya	2.7	1.5
Surajpur	2.2	1.5
Balrampur	0.7	0.6
Jashpur	18.8	6
Bastar	1.3	0.4
Kondagaon	1.4	0.3
Dantewada	0.9	0.4
Sukma	5.5	3.8
Kanker	2.4	0.7
Narayanpur	0.0	0.1
Bijapur	1.5	1.1

Cases and TPR

Waves	First wave peak : 24 th SEPT 2020	Second wave peak : 23 rd APR 2021	Third wave: 06 JAN 2022
New Cases (7DMA)	4968	16536	2066
TPM/week	911	1542	924
TPR (7DMA)	18.35	33.72	3.75



GLOBAL SCENARIO: Countries with high cases

(as on 6th Jan 2022)

S. NO.	Country	Daily Cases	CPM	Daily Deaths	DPM	CFR	% Partially Vaccinated Population	% Fully Vaccinated Population
	World	24,07,082	37,797	7,255	694	1.84%	-	-
1	United States	6,43,643	1,73,325	1,986	2,499	1.44%	73.4%	62.0%
2	France	3,32,252	1,62,320	246	1,848	1.14%	81.6%	79.9%
3	United Kingdom	1,94,615	2,03,295	344	2,190	1.08%	77.6%	71.1%
4	Italy	1,89,088	1,11,915	231	2,291	2.05%	80.4%	74.8%
5	Spain	1,37,180	1,48,089	148	1,922	1.30%	85.7%	81.8%
6	Argentina	95,159	1,29,714	52	2,573	1.98%	85.3%	79.8%
7	Australia	75,426	26,533	12	89	0.34%	80.2%	77.6%
8	Germany	67,337	88,057	444	1,351	1.53%	74.4%	71.5%
9	Turkey	66,467	1,14,305	143	977	0.85%	68.5%	62.1%
10	South Africa	11,106	58,204	110	1,525	2.62%	32.3%	27.1%
	India	1,17,100	25,526	302	350	1.37%	63.8%	45.6%

INDIAN SCENARIO: (last 7 days)

#	State/UT	Weekly Positivity	TPM Last Week
1	WEST BENGAL	16.90%	3,540
2	GOA	17.84%	14,763
3	MAHARASHTRA	12.06%	8,166
4	CHANDIGARH	7.22%	11,217
5	MIZORAM	12.81%	15,229
6	DELHI	7.69%	27,229
7	HARYANA	4.17%	6,774
8	PUNJAB	4.79%	4,476
9	HIMACHAL PRADESH	6.10%	3,357
10	KERALA	5.81%	11,424
11	SIKKIM	7.52%	1,335
12	JHARKHAND	6.61%	5,597
13	PUDUCHERRY	2.55%	8,997
14	ARUNACHAL PRADESH	5.57%	1,136
15	TAMIL NADU	3.19%	8,432
16	MANIPUR	1.41%	4,160
17	LADAKH	4.33%	15,330
18	GUJARAT	3.29%	6,005

(Status as on 07 January 2022)

INDIAN SCENARIO: (last 7 days)

#	State/UT	Weekly Positivity	TPM Last Week
19	CHHATTISGARH	3.07%	7,212
20	ASSAM	2.56%	3,079
21	RAJASTHAN	3.70%	2,416
22	KARNATAKA	1.86%	12,952
23	MEGHALAYA	1.91%	3,254
24	NAGALAND	3.17%	807
25	ODISHA	1.25%	9,042
26	UTTARAKHAND	1.98%	9,568
27	TRIPURA	1.47%	5,548
28	ANDHRA PRADESH	0.99%	3,710
29	UTTAR PRADESH	0.59%	5,804
30	MADHYA PRADESH	0.74%	3,998
31	BIHAR	1.71%	2,882
32	LAKSHADWEEP	0.25%	23,779
33	TELANGANA	2.53%	6,158

(Status as on 07 January 2022)

OMICRON

Global mapping - Omicron Variant

140

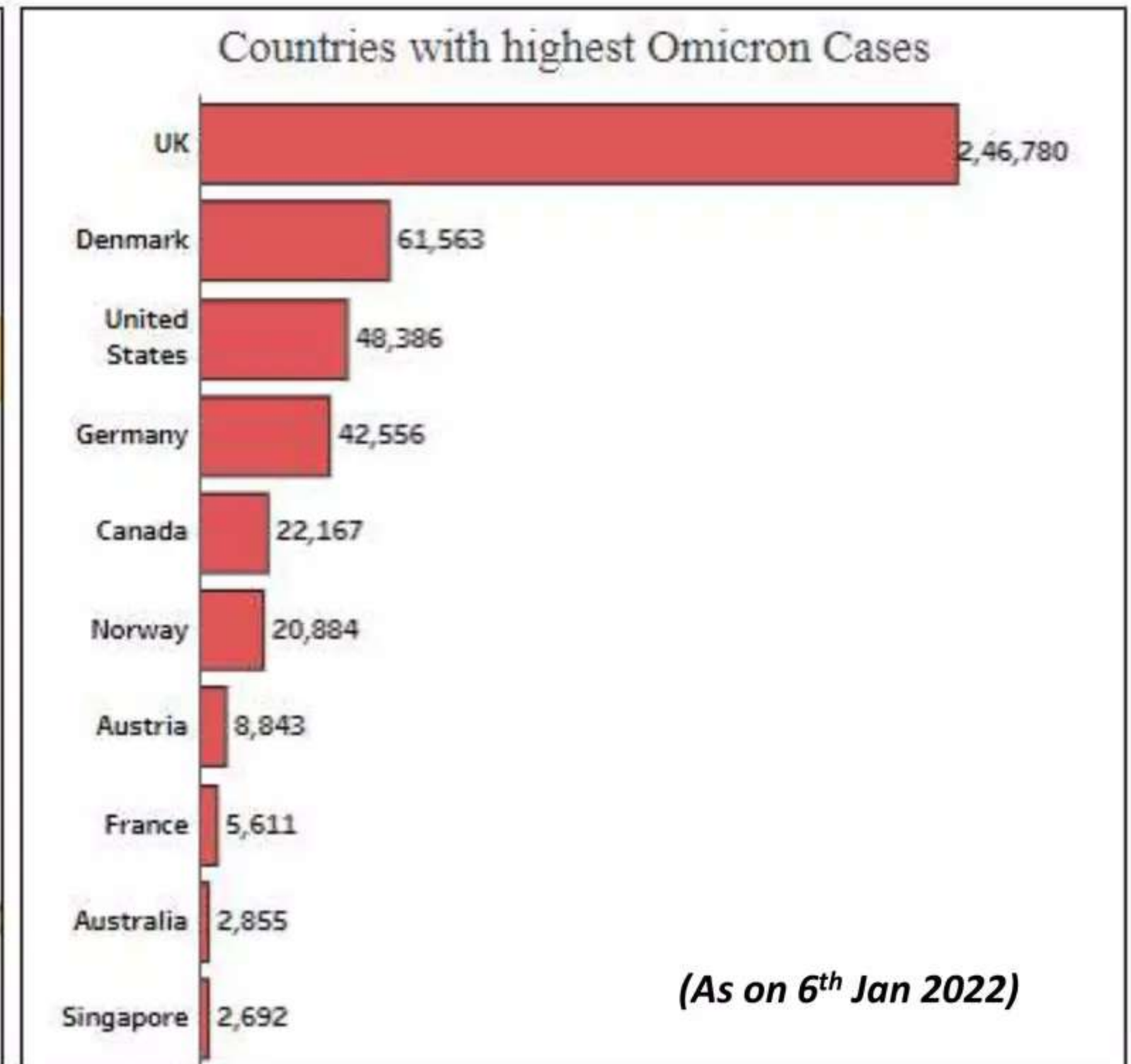
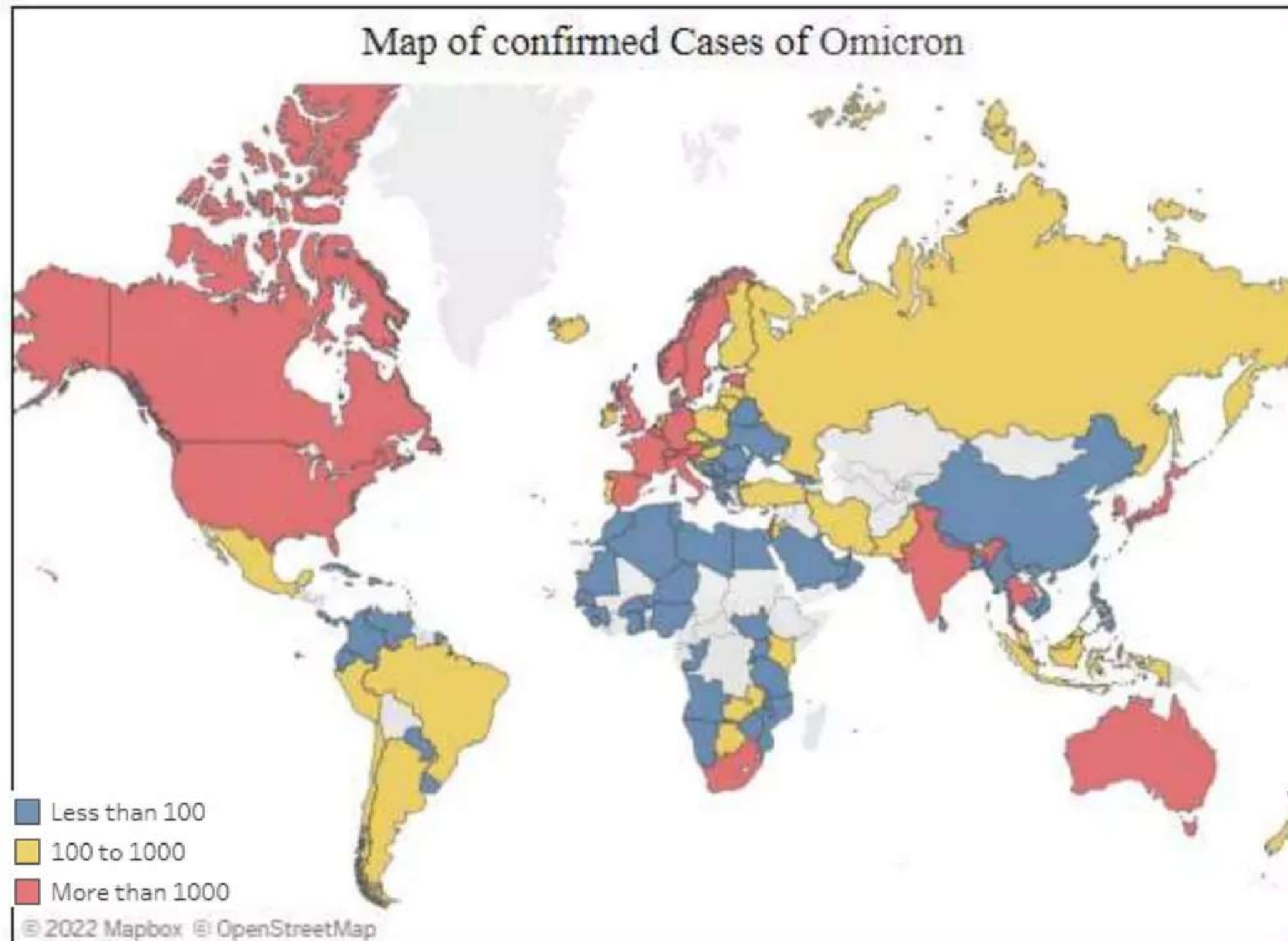
Countries Infected

4,95,630

Total Omicron Cases

111

Confirmed Death



(As on 7th Jan 2022)

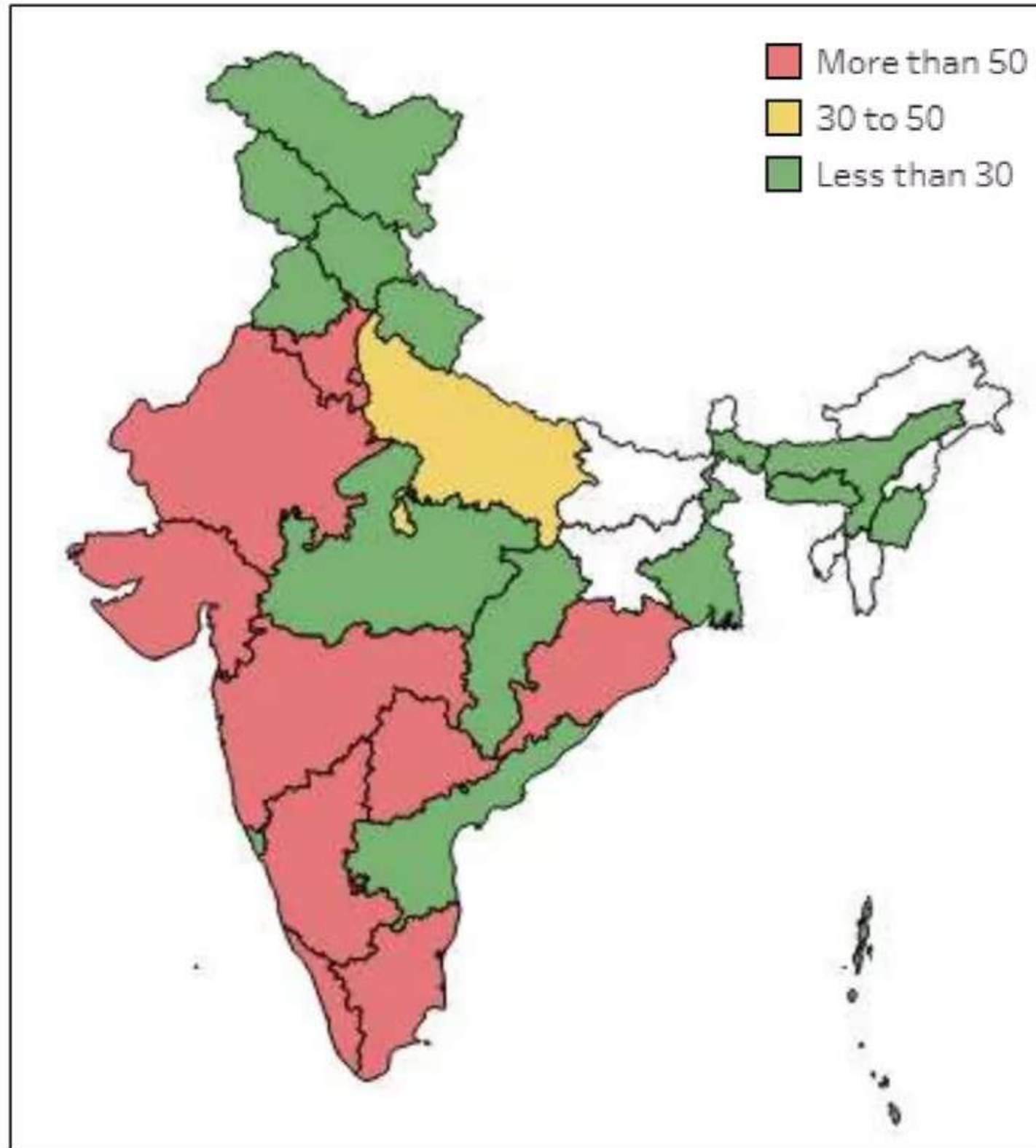
27
States and UTs

3,007
Cases

1,199
Recovered

1,807
Active Cases

1
Deaths



Total Omicron Variant Cases in India

		CONSOLIDATED REPORT(OMICRON) OF IDSP SSUs		Time:	
07-01-2022				8.00 AM	
Sr. No.	State/UT	Cumulative Cases (Including Foreigners)	Discharged/ Recovered/ Migrated	Deaths	Active cases
1	A&N Islands	3	0	0	3
2	Andhra Pradesh	28	6	0	22
3	Assam	9	9	0	0
4	Chandigarh	3	3	0	0
5	Chhattisgarh	1	0	0	1
6	Delhi	465	57	0	408
7	Goa	19	19	0	0
8	Gujarat	204	151	0	53
9	Haryana	114	83	0	31
10	Himachal Pradesh	1	1	0	0
11	J&K (UT)	3	3	0	0
12	Karnataka	333	26	0	307
13	Kerala	284	93	0	191
14	Ladakh	1	1	0	0
15	Madhya Pradesh	9	9	0	0
16	Maharashtra	876	381	0	495
17	Manipur	1	1	0	0
18	Meghalaya	4	3	0	1
19	Odisha	60	5	0	55
20	Puducherry	2	2	0	0
21	Punjab	2	2	0	0
22	Rajasthan	291	159	1	112
23	Tamil Nadu	121	121	0	0
24	Telangana	107	43	0	64
25	Uttar Pradesh	31	6	0	25
26	Uttarakhand	8	5	0	3
27	West Bengal	27	10	0	17
	TOTAL	3007	1199	1	1807

Omicron status in India

		CONSOLIDATED REPORT(OMICRON) OF IDSP SSUs		Time:	
07-01-2022				8.00 AM	
Sr. No.	State/UT	Cumulative Cases (Including Foreigners)	Discharged/ Recovered/ Migrated	Deaths	Active cases
1	A&N Islands	3	0	0	3
2	Andhra Pradesh	28	6	0	22
3	Assam	9	9	0	0
4	Chandigarh	3	3	0	0
5	Chhattisgarh	1	0	0	1
6	Delhi	465	57	0	408
7	Goa	19	19	0	0
8	Gujarat	204	151	0	53
9	Haryana	114	83	0	31
10	Himachal Pradesh	1	1	0	0
11	J&K (UT)	3	3	0	0
12	Karnataka	333	26	0	307
13	Kerala	284	93	0	191
14	Ladakh	1	1	0	0
15	Madhya Pradesh	9	9	0	0
16	Maharashtra	876	381	0	495
17	Manipur	1	1	0	0
18	Meghalaya	4	3	0	1
19	Odisha	60	5	0	55
20	Puducherry	2	2	0	0
21	Punjab	2	2	0	0
22	Rajasthan	291	159	1	112
23	Tamil Nadu	121	121	0	0
24	Telangana	107	43	0	64
25	Uttar Pradesh	31	6	0	25
26	Uttarakhand	8	5	0	3
27	West Bengal	27	10	0	17
	TOTAL	3007	1199	1	1807

- Median age: 35.7 years
- Gender distribution: 60% males and 40% Females
- 27 States/UTs have reported Omicron till date
- All the cases presently active are either asymptomatic or mildly symptomatic.

State-wise VOC

Select State

All State

Select District

All District

Date Range

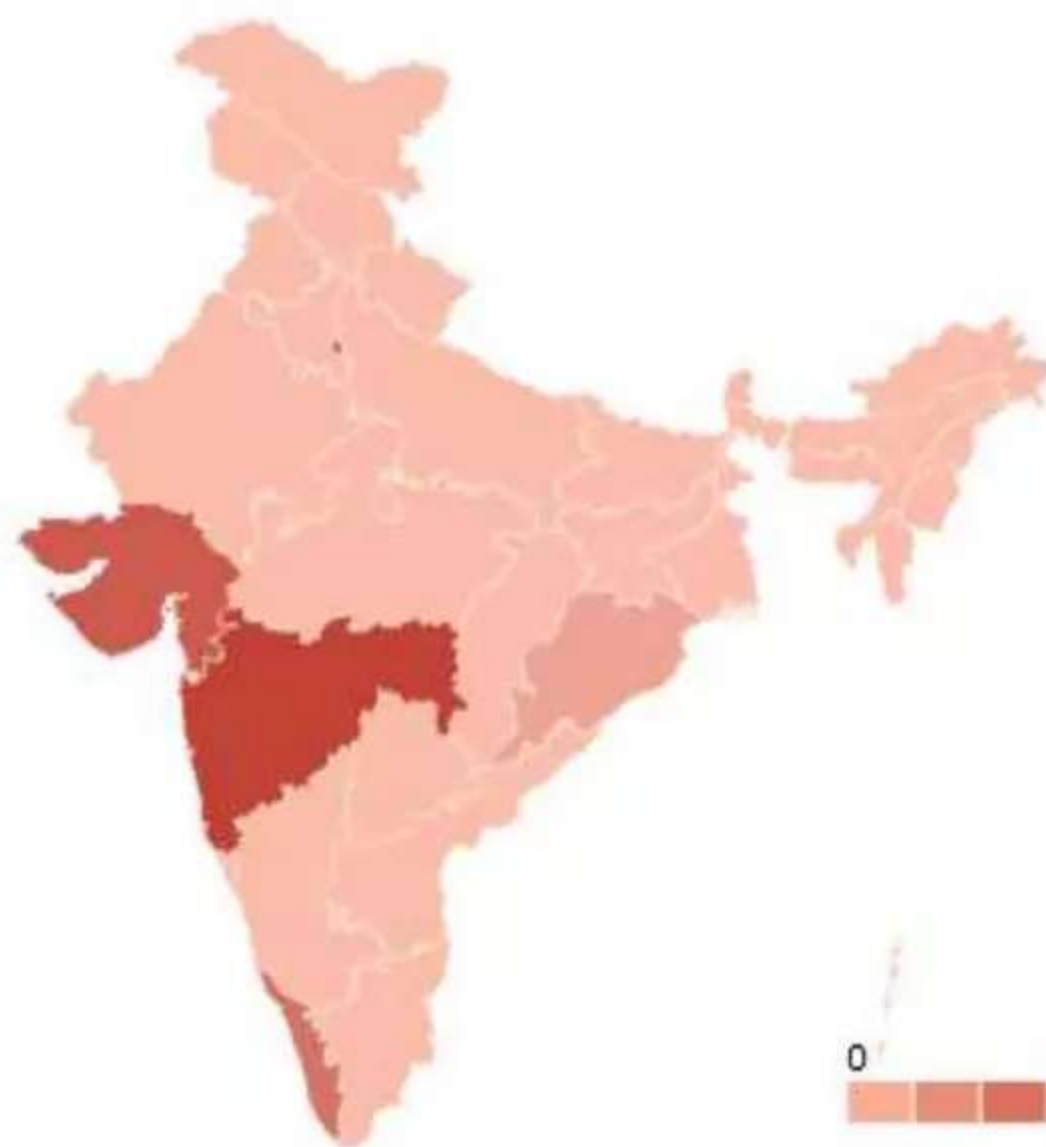
1-Jul-2021

6-Jan-2022

Geographic prevalence of tracked lineage, India (n =784)

Select Variant

Omicron (B.1.1.529)



State	Alpha	Beta	Gamma	Delta	Delta Plus	Omicron	Others	Total number reported
Total	65	3	8	25272	202	784	10276	36610
Andhra Pradesh	0	0	0	1913	1	6	2	1922
A&N Island	2	0	0	59	0	2	1	64
Arunachal Pradesh	0	0	0	67	0	0	57	124
Assam	0	0	0	728	0	1	630	1359
Bihar	1	0	0	165	0	1	6	173
Chandigarh	0	0	0	320	0	3	0	323
Chhatisgarh	0	0	0	278	0	1	287	566
Delhi	2	0	2	1288	0	137	35	1464
DN Haveli & DD	0	0	0	19	0	0	0	19
Goa	0	0	0	268	1	12	394	675

Genomic Surveillance for SARS-CoV-2 in Chhattisgarh

WGS testing in Chhattisgarh (as on 08.01.2022)

WGS Summary	
Total sample sent	3795
Variants Detected	1917
Variants not detected	510
Result awaited	258

Present status of WGS testing (08.01.2022)

S.No.	Medical College	Total samples Sent
1	Pt. JNM Medical College, Raipur	1276
2	Lt. BRKM Medical College, Jagdalpur	91
3	CIMS, Bilaspur	576
4	GMC, Rajnandgaon	265
5	GMC, Raigarh	1439
6	GMC, Ambikapur	148
	Total	3795

Variants (total 1917 samples)

VOC/VOI	DETECTED
Omicron (B.1.1.529)	1
UK variant (B.1.1.7)	26
B.1.617	40
B.1.617.1 (Kappa)	38
B.1.617.2 (Delta)	1335 (70%)
B.1.617.3	1
B.1.617.1 & B.1.617.2	2
B.1.367 & B.1.617.2	2
AY.12 & Delta (B.1.617.2)	1
B.1 & B.1.617.2	7
Others	
B.1	125
B.1.222	3
B.1.1.306	1
B.1.1	3
B.1.367	1
B.1.398	1
B.1.153	2
AY.12	39
AY.4	42
AY.5	9
AY.23	5
AY.16	1
AY.20	1
AY.26	2
B.1.1.575	1

Cont.

B.1.1.526	1
B.1.9.5	1
AY.16.1	2
AY.39	5
AY.43	4
AY.46.1	1
AY.75	12
AY.77	1
AY.98	1
AY.44	91
AY.102	27
AY.107	3
AY.108	1
AY.116	1
AY.122	21
AY.5.4	4
AY.52	1
AY.85	1
AY.88	2
AY.9.2	1
AY.127	18
AY.106	12
AY. 126	5
AY.3	1
AY.4.4	2
AY.76	1
AY.83	1
AY.86	6
BA.1	1
Total	1917

International passengers

FOR International Passenger (27.11.2021 to 08.01.2022)	
Total sample tested	2809
Total Positive	30
Total Negative	2217
Result awaited	562
Genomic Sequencing	
Samples sent for WGS	21
Result awaited WGS	14
<u>Omicron Positive</u>	1
NO Mutation	1
Other Mutation detected	
DELTA	1
AY.127	1
AY.44	2
BA.1	1

Beds availability (as on 08.01.2022)

	Hospital Beds	Total	Occupied	Vacant
1	Normal Beds	5851	139	5712
2	Oxygen Beds	9649	177	9472
3	HDU Beds	1387	28	1359
4	ICU Beds	1566	39	1527
5	Ventilator Beds	1182	24	1158

Source: <https://govthealth.cg.gov.in/>

Thank you